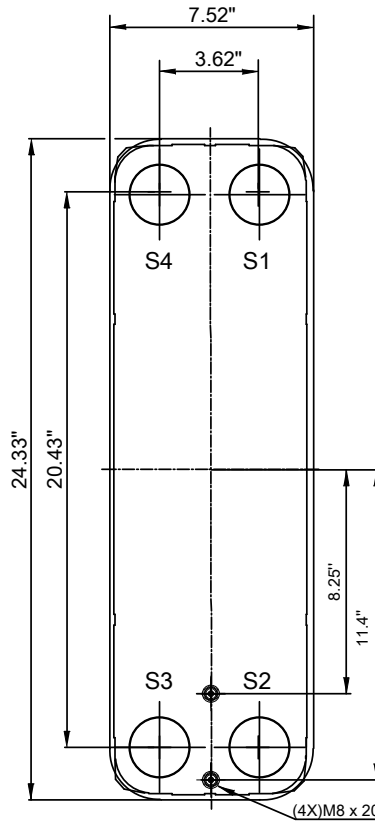
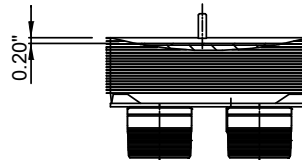
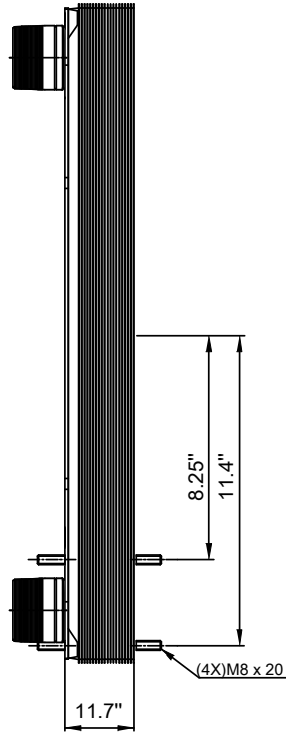
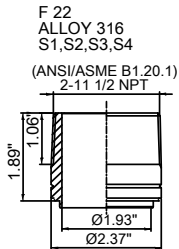


Note that all unique customer requirements (i.e tolerance) need to be verified thru Alfa Laval.



T1 T2 T3 T4 locations on back side correspond to S1 S2 S3 S4 on front side

HEATING SURFACE ft²
NETWEIGHT 121.6 lb
OPERATING WEIGHT lb
PLATE MATERIAL ALLOY 316
PLATE GROUPING 1*49H/1*50H

ALL DIMENSIONS IN INCHES

SIDE	MEDIA	INLET	TEMP.	OUTLET	TEMP.	FLOW RATE	PRESSURE DROP	LIQUID VOL.
1	Water	S1	°F	S2	°F	lb/h	psi	0.44 ft ³
2	Water	S3	°F	S4	°F	lb/h	psi	0.43 ft ³

PRESSURE VESSEL APPROVAL

PED/CRN

AlfaNova 76-100H (3287000894)

www.alfalaval.com

CUSTOMER NAME / REF. NO.

TOTAL LENGTH 14.1 in
TOTAL WIDTH 7.5 in
TOTAL HEIGHT 24.3 in

COMPANY / REF.
Alfa Laval Nordic AB
Alfa Laval Inc.



8/25/2021
REV 0